

LBRIS

We know  
books

# GOLD

**B1 Preliminary**

**NEW EDITION**



Unit		Grammar	Vocabulary	Reading
<b>1</b>	<b>Identity</b> p. 6	Question forms p. 7 Present simple with adverbs of frequency p. 12	Deducing words in context p. 9 Describing people p. 11	Gapped text (Part 4) <i>How to improve your online identity</i> p. 8
<b>Review 1</b> p. 15				
<b>2</b>	<b>The business of food</b> p. 16	Present simple and continuous p. 18 Modals of possibility p. 22	Food collocations p. 17 Suffixes p. 21	Multiple choice, long text (Part 3) <i>Food photography: making food look mouth-watering</i> p. 20
<b>Review 2</b> p. 25				
<b>3</b>	<b>Mind your manners</b> p. 26	-ing forms and infinitives p. 28 Modals of obligation p. 31	Describing feelings p. 27 Phrasal verbs p. 30, p. 32	Open cloze (Part 6) <i>Mobile phone manners</i> p. 32
<b>Review 3</b> p. 35 <b>Progress test 1</b> p. 36				
<b>4</b>	<b>Then and now</b> p. 38	used to p. 41 Past simple and present perfect p. 45	Linkers of addition and contrast p. 43 Town and city p. 44	Multiple-choice cloze (Part 5) <i>Taking photos is damaging your memory</i> p. 42
<b>Review 4</b> p. 47				
<b>5</b>	<b>Share and share alike</b> p. 48	Comparatives and superlatives p. 51 <i>too</i> and <i>enough</i> , <i>so</i> and <i>such</i> p. 55	Verbs related to clothes p. 49 Order of adjectives p. 49 House and home p. 53	Multiple matching (Part 2) <i>Holiday home exchange</i> p. 52
<b>Review 5</b> p. 57				
<b>6</b>	<b>You live and learn</b> p. 58	Past simple and past continuous p. 62 Past perfect p. 65	Prepositional phrases p. 61 Education p. 63 Adverbs p. 63	Multiple choice, short texts (Part 1) <i>Education</i> p. 60
<b>Review 6</b> p. 67 <b>Progress test 2</b> p. 68				
<b>7</b>	<b>Water</b> p. 70	Countable and uncountable nouns p. 73 Articles p. 76	Weather p. 71 Adjectives and prepositions p. 74	Gapped text (Part 4) <i>New Forest Health Spa</i> p. 74
<b>Review 7</b> p. 79				
<b>8</b>	<b>Nearly famous</b> p. 80	Reported speech p. 83 Reported questions p. 85	Entertainment p. 82 -ed and -ing adjectives p. 86	Multiple-choice cloze (Part 5) <i>It costs a fortune to look good in public constantly, but just how do celebrities spend their money?</i> p. 86
<b>Review 8</b> p. 89				
<b>9</b>	<b>Creativity</b> p. 90	Modals of ability p. 91 Relative clauses p. 95	Formal language p. 93 Job skills p. 96 Prefixes p. 96	Multiple matching (Part 2) <i>Photography courses</i> p. 92
<b>Review 9</b> p. 99 <b>Progress test 3</b> p. 100				
<b>10</b>	<b>What's it worth?</b> p. 102	Passive voice p. 103 <i>get/have</i> something done p. 107	Verbs and prepositions p. 105 Shops and services p. 106	Open cloze (Part 6) <i>One man's trash is another man's treasure</i> <i>A library of unwanted books</i> p. 104
<b>Review 10</b> p. 111				
<b>11</b>	<b>A small world</b> p. 112	Future forms p. 116 <i>will</i> and <i>be going to</i> p. 119	Travel and transport p. 113 Phrasal verbs of travel p. 113 Compound adjectives p. 115	Multiple choice, long text (Part 3) <i>The jungle town lost to tourists</i> p. 114
<b>Review 11</b> p. 121				
<b>12</b>	<b>Extreme</b> p. 122	Zero and first conditionals p. 124 Second conditional p. 126	Sport and leisure p. 125 <i>do, go, play</i> p. 125 Confusing words p. 129	Multiple choice, short texts (Part 1) <i>Danger</i> p. 128
<b>Review 12</b> p. 131 <b>Progress test 4</b> p. 132				

Listening	Speaking	Writing
Multiple choice, pictures (Part 1) Short recordings p. 10	General questions (Part 1) <i>Identity</i> p. 13	Article (Part 2) Writing better sentences p. 14
Multiple choice, long text (Part 4) <i>Logging about food</i> p. 23	Individual long turn (Part 2) <i>Food</i> p. 19	Story (Part 2) Writing better paragraphs p. 24
Multiple choice, short texts (Part 2) <i>Find your manners</i> p. 27	Individual long turn (Part 2) <i>Celebrations</i> p. 29	Email (Part 1) Identifying problem areas p. 31
Multiple choice, pictures (Part 1) Short recordings p. 40	Collaborative task (Part 3) <i>Leaving a record</i> p. 39	Article (Part 2) Linking ideas p. 46
Gap-fill (Part 3) <i>Rent a sports car with Drivester</i> p. 50	Individual long turn (Part 2) <i>Sharing skills</i> p. 52	Email (Part 1) Planning your work p. 56
Multiple choice, short texts (Part 2) <i>Parting out</i> p. 64	General questions (Part 1) and Discussion (Part 4) <i>Work experience and Parties</i> p. 59	Story (Part 2) Checking your spelling p. 66
Multiple choice, long text (Part 4) <i>Plastic pollution in the ocean</i> p. 72	Collaborative task (Part 3) Discussion (Part 4) <i>Extreme races</i> p. 77	Email (Part 1) Checking your punctuation p. 78
Gap-fill (Part 3) <i>The New York Reality TV School</i> p. 81	General questions (Part 1) Individual long turn (Part 2) <i>Creative hobbies</i> p. 84	Article (Part 2) Organising your paragraphs p. 88
Multiple choice, long text (Part 4) <i>The power of gaming</i> p. 94	Collaborative task (Part 3) <i>Hobbies</i> p. 97	Story (Part 2) Making your writing interesting p. 98
Gap-fill (Part 3) <i>Charity auction evening</i> p. 108	Collaborative task (Part 3) Discussion (Part 4) <i>Gifts</i> p. 109	Article (Part 2) Getting the right tone p. 110
Multiple choice, pictures (Part 1) Short recordings p. 118	General questions (Part 1) Individual long turn (Part 2) <i>People and animals</i> p. 117	Email (Part 1) Checking for errors p. 120
Multiple choice, short texts (Part 2) <i>That's a bit extreme</i> p. 123	Collaborative task (Part 3) Discussion (Part 4) <i>Travelling in New Zealand</i> p. 127	Story (Part 2) p. 130


## Identity



- 1 Read Sara's social media post. What kind of personality do you think she has? Choose from the adjectives below and add your own.

active brave confident creative easy-going hard-working nervous sociable

This is who I am ...



**Sara Phillips**  
2 hours

**My relationships**  
I'm a daughter, sister, niece, student, aunt, a good neighbour, a good friend and a citizen of the world!

**My work**  
I'm an engineer.

**My interests**  
I'm a singer, a dancer and a chocoholic. I'm really keen on hip hop and a fan of good books.

**My groups**  
I belong to a community dance group and I sing in a choir. I'm a supporter of my local football club. I'm a member of a local running club but I prefer to run on my own.

REPLY

- 2 Write a social media post about you.
- 3 Work in pairs. Read your partner's social media post. Note down three questions to ask to find out more information about them.
- 4 Take turns to ask and answer your questions. Give as much information as possible. What kind of personality do you think your partner has? Why?

**Example:** *I play for a team at my local sports centre. We meet every Thursday evening to practise. We're not very good but I enjoy it ...*

## Question forms

▶ GRAMMAR REFERENCE p.139

- 1 Read and complete the quiz. Share your results with a partner. Do you agree with the results?

### How well do you know yourself?



*Tick the questions you can answer.*

- 1 What time of day did you arrive in the world?
- 2 Which star sign are you?
- 3 Why do you have your name?
- 4 Who was your first teacher?
- 5 At what age did you learn to walk?
- 6 What is your blood type?
- 7 When did you first join social media?
- 8 How many times did you go on holiday as a child?
- 9 What was your first social media profile photo?
- 10 What is your mobile phone number?

**Count how many questions you can answer and read the results.**

1–4 You don't know yourself very well at all. Is it time to learn more?

5–8 You know yourself quite well but there's still a lot to learn!

9–10 You know yourself very well. Congratulations!

- 2 Look at the questions in the quiz. Which questions have the word order

- 1 question word + auxiliary + subject + main verb + the rest?
- 2 question word + *be* + the rest?

## LANGUAGE TIP

Yes/No questions follow the same order but you don't need the question word e.g. *Do you know yourself well?*  
*Was your first social media profile photo a good one?*

- 3 Put the words in the correct order to form questions. Which ones can you answer?

- 1 first / your / who / friend / was / on social media / ?
- 2 first live in / did / what street / you / ?
- 3 the name of / your / was / what / first school / ?
- 4 you / money / in your pocket / have / how much / do / ?
- 5 know / birthday / your closest friend's / you / do / ?
- 6 your / what / words / were / first / ?
- 7 you / tall / are / how / ?
- 8 own / you / do / pairs of shoes / more than ten / ?

- 4 Form questions using the prompts.

- 1 Where / first go on holiday?
- 2 be afraid of any animals?
- 3 What / enjoy doing in your free time?
- 4 Who / spend the most time with?
- 5 go anywhere special last weekend?
- 6 What / be your biggest dream?
- 7 When and where / usually have your best ideas?
- 8 What / be your favourite time of day?


## LANGUAGE TIP

In spoken questions the verb *to be* is often contracted or pronounced in the weak form. *Do you* and *Did you* are often pronounced /dʒə/ and /dɪdʒə/.

*What's your name? Where are you from?*  
/ə/

*Where do you live?*  
/dʒə/

*Where did you go to school?*  
/dɪdʒə/

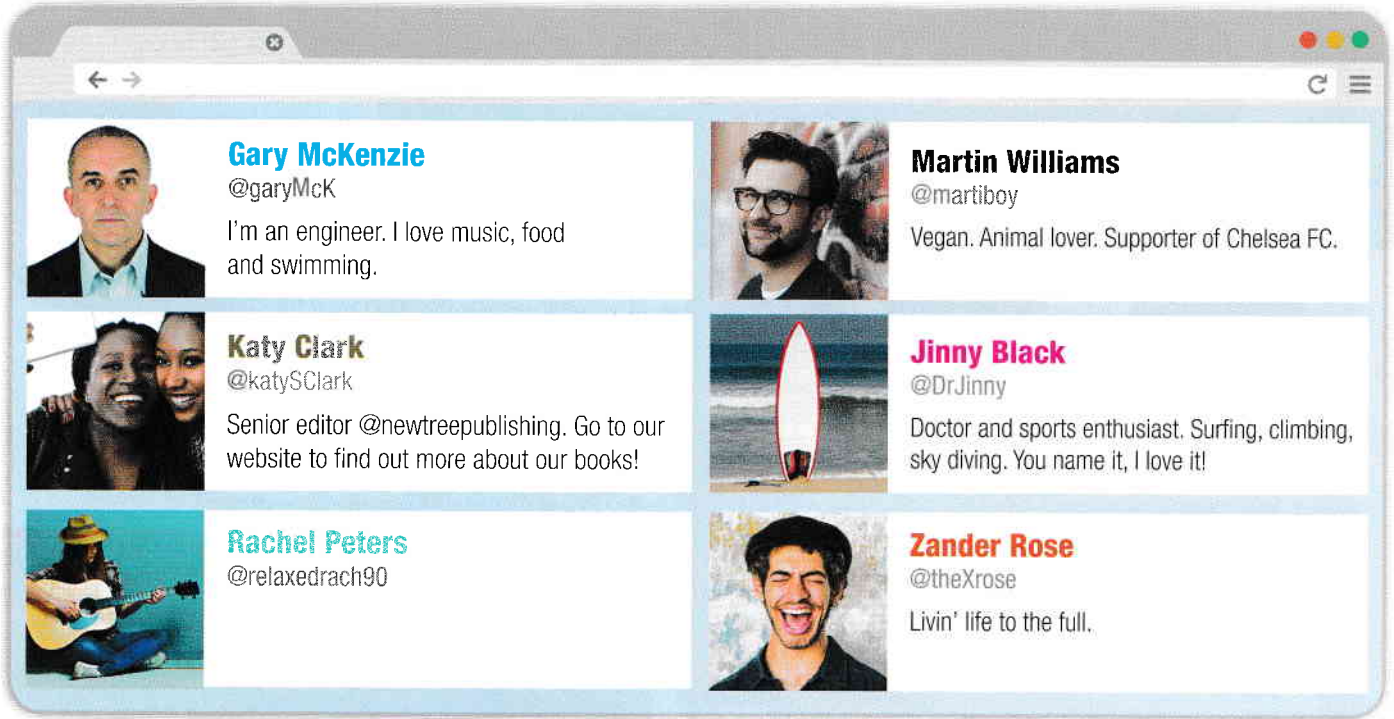
- 5  01 Listen and check your answers to Activity 4. Then, listen and repeat.
- 6 Work in pairs. Take turns to ask and answer the questions in Activity 4.
- 7 With your partner, write two questions you'd like to ask the students in your class. Take one question each. Ask your question to as many students as possible. Make a note of the answers. Share the most interesting answers with your partner.

**Gapped text (Part 4)**

► EXAM FOCUS p.166

**1** Work in pairs. Discuss the questions.

- 1 How important do you think a person's social networking profile is? Why?
- 2 What do the profiles below tell us about the people? Why?
- 3 Do the profiles give a positive impression of the person? Why/Why not?



**EXAM TIP**

Before filling in the gaps, read the text quickly without paying attention to the gaps. It'll give you an idea of what it's about and help you to later fill the gaps more accurately.

**2** Quickly read the article on the opposite page about improving your online identity and answer the questions.

- 1 Why is it important to have a good online identity?
- 2 What four things did the writer do to improve his identity?

**3** Underline the pronouns and reference words in the eight sentences under the article. Circle key vocabulary. Identify the main verb tense.

**4** Five sentences have been removed from the article. For each question, choose the correct answer. There are three extra sentences which you do not need to use.

**EXAM TIP**

When filling in the gaps, make sure that **tenses**, **vocabulary**, **pronouns** (e.g. *they*, *them*) and **reference words** (e.g. *this*, *these*, *it*, *one*) match the information before and after the gap.

*I **thought** carefully about my profile picture. In the end I **chose** one of my **dogs**. **They**'re more attractive than me and **it's** a great photo.*

**5** Work in pairs. Compare your answers and check that tenses, vocabulary, pronouns and reference words match the information before and after the gap.

← → http://How to improve your online identity

## How to improve your online identity

When I was young I didn't think about the things I put online. I was only interested in having a laugh and sharing photos and comments with my friends. **(1)** ..... But, after I started working, I realised that my online identity could have an effect on my career. So, I decided to make mine better. After all, I want to impress future employers.


First, I searched for my name on a search engine. It was a strange thing to do but it was useful. Some of the photos which appeared were surprising **(2)** ..... Oh dear! I didn't even know it was online. It wasn't the first thing I wanted people to see when they searched for me.

Next, I compared all my social network profiles. Experts say that it's better to present yourself in the same way on all social networks. It's easier for people to find you. I had three different user names on three different sites. **(3)** .....

After that, I asked my mum to take a new profile photo of me. I decided to smile at the camera and look relaxed. I wanted to look responsible but friendly and warm. **(4)** ..... They made me look like someone who liked to party too much.

Finally, I wrote a short biography that showed what kind of person I am. I started by saying where I work. **(5)** ..... I wanted to show that I'm keen on lots of different things and I think I succeeded.

So, if you want to improve your online identity, try these things. They worked for me and they will hopefully work for you too.



- A The worst one was of me wearing a pair of shorts at the beach.
- B They made it a difficult decision to make.
- C I didn't care who saw the things I posted.
- D Then I mentioned my other interests.
- E It wasn't good for them to be similar.
- F These are better than I expected.
- G My old pictures certainly didn't do that.
- H I changed them so that they were all the same.

## Vocabulary

### deducing words in context

- 6** Look at these words from the text. What type of word is each one? Which meaning is correct for each one, A or B? Do you need to understand each of these words to understand the text?

#### LANGUAGE TIP

You don't need to understand every word in a text. If you see a word that you don't know but you think is important, identify the word type and then try to guess the meaning by looking at the words around it.

- 1 *identity* (paragraph 1)
  - A who you are
  - B being part of a group
- 2 *impress* (paragraph 1)
  - A make someone feel happy
  - B make someone admire you
- 3 *appear* (paragraph 2)
  - A start to be seen
  - B seem
- 4 *warm* (paragraph 4)
  - A a comfortable temperature
  - B make people feel comfortable
- 5 *succeed* (paragraph 5)
  - A do what you wanted to do
  - B happen

**7** Work in pairs. Discuss the questions.

- 1 Have you ever searched for your name on a search engine? What did you find?
- 2 How much attention should people pay to what they post online? Why?
- 3 What do you think your online profile tells people about you? Why?

# Multiple choice, pictures (Part I)

▶ EXAM FOCUS p.167

1 Work in pairs. Look at question 1 in Activity 5 and answer the questions.

- 1 What does the girl look like in each picture?
- 2 What do the pictures have in common? What makes them different?
- 3 What vocabulary might you hear?

2 ▶ 02 Listen to the first half of the recording for question 1 in Activity 5. What information do you learn about the girl?

3 ▶ 03 Now listen to the whole recording.

- 1 Which picture shows the girl's sister?
- 2 What information gives you the answer?

### EXAM TIP

The answer may come at the beginning, in the middle or at the end of the recording. Often you need to listen to the whole recording to get the correct answer.

4 Look at questions 2–7 in Activity 5. Read the questions, look at the pictures and predict vocabulary you might hear.

5 ▶ 04 Now listen to the recordings for questions 2–7. For each question, choose the correct answer.

- 1 What does the girl's sister look like?



A B C

- 2 What's already in the suitcase?



A B C

- 3 What is the woman going to buy?



A B C

- 4 What did the man do on holiday?



A B C

- 5 What will the weather be like tomorrow morning?



A B C

- 6 Who does the man want to win the competition?



A B C

- 7 Where will the woman go first?



A B C

6 Work in pairs. Discuss the questions.

- 1 Where can you find short conversations like these to practise listening to?
- 2 Do you think it's important to understand every word when you listen? Why/Why not?

**LEBRIS** | We know books  
**Describing people**

**1** Work in pairs. Discuss the questions.

- 1 How similar are you to the people in your family? Why?
- 2 What makes you different? Why?

**2** **05** Listen to a radio interview with a psychologist. Match the adjectives in the box to the character types (1–5).

ambitious cheerful curious  
 generous honest nervous  
 organised punctual reliable  
 sensitive shy strange

- 1 Open people
- 2 Conscientious people
- 3 Extroverted people
- 4 Anxious people
- 5 Agreeable people

**3** Match the adjectives in the box in Activity 2 to the definitions (1–12). Then, listen to the interview again and check your answers.

- 1 arrives on time
- 2 wants to be successful
- 3 gives time, money or things to others
- 4 worries about things
- 5 wants to know more
- 6 works in an ordered way
- 7 happy
- 8 unusual
- 9 tells the truth
- 10 understands people's feelings but can be easily upset
- 11 gets embarrassed meeting people
- 12 you can trust them

**4** **06** Listen to the adjectives in Activity 2. Underline the stressed syllable in each one. Then, listen and repeat.

Example: *ambitious*

**5** Work in pairs. Which adjectives describe the people in your family? Which don't?

**6** Complete the email using adjectives from the box in Activity 3.

**New Message** — ×

To: Jo@aol-online.com

From: Jemma@hotmail.com

Anyway, you asked to see a photo of my family so here it is. Mum and Dad are both middle-aged now but Dad's the overweight, bald one! He used to have a beard but not now. We're very different from each other. He's **(1)** ..... I'm always late. He plans everything and is **(2)** ..... I'm not! He loves talking to people but I'm **(3)** ..... Mum's always smartly dressed and **(4)** ..... – she always has a smile on her face. She's **(5)** ..... so she always does what she promises to do. She's also really **(6)** ..... and will tell you exactly what she thinks! My brother Ryan's in his teens like me. He used to be only medium-height but he's recently got quite tall. He's well-built for his age and good-looking. He's **(7)** ..... and wants to be a Formula 1 engineer one day. He's **(8)** ..... too, so he always knows when I'm feeling a bit sad. Girls love him!



**7** Put the underlined words in the email into three categories: *age, looks, size*. What age, looks or size does each one describe?

**LANGUAGE TIP**

Compound adjectives are made up of two words e.g. *She's smartly dressed*. There's often a hyphen between the two words, for example, *a well-built man*. Use a dictionary to check if you need to use one or not.

**8** Work in pairs. Discuss the questions. Try to use the vocabulary on this page.

- 1 What does your closest friend look like? Think about age, looks and size.
- 2 What kind of personality does your friend have?
- 3 Why do you think you're good friends?